

PRODUCT DATASHEET

Last information update: May 2023



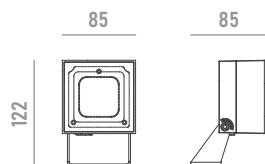
CUBE 2.0

0822W10

Architectural LED floodlight for outdoor applications

Technical Features

Power	10W
Input voltage	AC100-240V
Insulation class	I
Delivered flux	500 lm ±10%
Light distribution type	symmetrical
Beam angle	ultra spot 2°
Light colour / CCT	2700K, 3000K, 4000K
CRI	80
Source type	LED
LED number	1
MacAdam step	5
Power supply	Built-in
Control	ON/OFF
Protection index	IP66
Impact resistance	IK08
Lifetime	50,000 hours Ta=25°C



Construction

Fluorocarbon painted die-cast aluminum body, tempered glass cover, polycarbonate optical lenses.

Temperature Limits

Ambient operating temperature	from -20°C to +50°C
Storage temperature	from -40°C to +70°C

Installation

Surface mounted with adjustable bracket.

Finish Colours

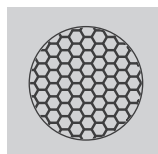
RAL9023 as standard colour, other RAL colours on request.

Wiring

Power input cable OPEN END 500mm

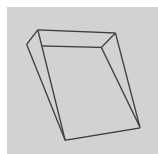


Optional Accessories

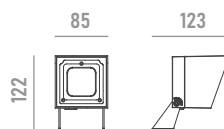


built-in anti-glare accessory for improved visual comfort
*can not be ordered separately

honeycomb



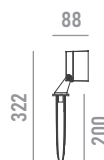
anti-glare accessory for improved visual comfort
*can not be ordered separately



visor



mounting accessory
*can not be ordered separately



spike

Ordering Information

example: 0822W10.0002.2780.01+A1

0822W10 · [] · [] · [] + []

product	beam angle	light colour / CCT	finish colour	accessory
CUBE 2.0	0002 2°	2780 2700K RA80	01 RAL9023	A1 honeycomb
10W ULTRA SPOT		3080 3000K RA80		A2 visor
		4080 4000K RA80		A8 spike