


PRODUCT DATASHEET

Last information update: May 2023



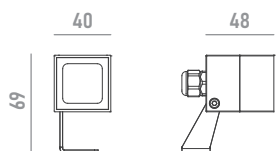
CUBE MINI

0814W6

Architectural LED floodlight for outdoor applications

Technical Features

Power	6W
Input voltage	DC24V (constant voltage)
Insulation class	III
Delivered flux	270 lm ±10%
Light distribution type	symmetrical / elliptical
Beam angle	20°, 45°, 60° / 15°x25°, 15°x60°
Light colour / CCT	RGBW
CRI	-
Source type	LED (4-IN-1)
LED number	1
MacAdam step	-
Power supply	Not included
Control	DMX512
Protection index	IP66
Impact resistance	IK08
Lifetime	50,000 hours Ta=25°C



Construction

Fluorocarbon painted die-cast aluminum body, tempered glass cover, polycarbonate optical lenses.

Temperature Limits

Ambient operating temperature	from -20°C to +50°C
Storage temperature	from -40°C to +70°C

Installation

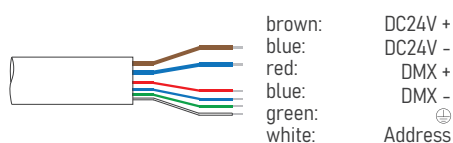
Surface mounted with adjustable bracket.

Finish Colours



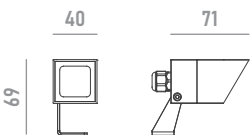

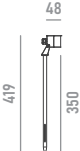

RAL9023 as standard colour, other RAL colours on request.

Wiring

Power/DMX input cable MALE connector 500mm



Optional Accessories

	anti-glare accessory for improved visual comfort *can not be ordered separately	honeycomb	
	anti-glare accessory for improved visual comfort *can not be ordered separately		visor
	mounting accessory		spike
	with female 6-pin waterproof connector for Power/DMX * specify cable length to complete order	leader cable	

Ordering Information

example: 0814W6.0020.4130K.01+A1

0814W6 · [] · [] · [] + []

product	beam angle	light colour / CCT	finish colour	accessory
CUBE MINI 6W	0020 20°	4130K RGB+3000K	01 RAL9023	A1 honeycomb
	0045 45°	4140K RGB+4000K		A2 visor
	0060 60°			A3 spike
	1525 15°x25°			LC6 leader cable
	1560 15°x60°			