

PRODUCT DATASHEET

Last information update: May 2023



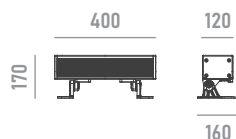
DELTA

0819W120

Architectural LED floodlight for outdoor applications

Technical Features

Power	120W
Input voltage	AC100-240V
Insulation class	I
Delivered flux	9,600 lm ±10%
Light distribution type	symmetrical / elliptical
Beam angle	6°, 12°, 20°, 30°, 45°, 60° 5°x20°, 10°x70°
Light colour / CCT	2700K, 3000K, 4000K
CRI	80
Source type	LED
LED number	18
MacAdam step	5
Power supply	Built-in
Control	ON/OFF
Protection index	IP66
Impact resistance	IK08
Lifetime	50,000 hours Ta=25°C



Construction

Fluorocarbon painted die-cast aluminum body, tempered glass cover, polycarbonate optical lenses.

Temperature Limits

Ambient operating temperature	from -20°C to +50°C
Storage temperature	from -40°C to +70°C

Installation

Surface mounted with adjustable bracket.

Finish Colours

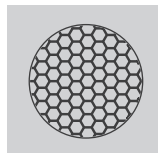
RAL9023 as standard colour, other RAL colours on request.

Wiring

Power input cable OPEN END 500mm

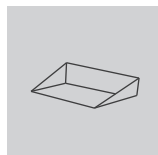


Optional Accessories



anti-glare accessory for improved visual comfort
*can not be ordered separately

honeycomb



anti-glare accessory for improved visual comfort
*can not be ordered separately



visor

Ordering Information

example: 0819W120.0006.2780.01+A1

0819W120 · [] · [] · [] + []

product	beam angle	light colour / CCT	finish colour	accessory
DELTA 120W	0006 6°	2780 2700K RA80	01 RAL9023	A1 honeycomb
	0012 12°	3080 3000K RA80		A2 visor
	0020 20°	4080 4000K RA80		
	0030 30°			
	0045 45°			
	0060 60°			
	0520 5°x20°			
	1070 10°x70°			