

## PRODUCT DATASHEET

Last information update: May 2023



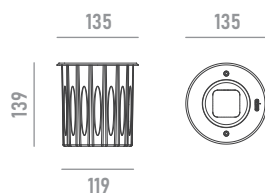
## SONAX

1914W10

Inground LED luminaire for outdoor applications

### Technical Features

Power	10W
Input voltage	DC24V ( constant voltage )
Insulation class	III
Delivered flux	750 lm ±10%
Light distribution type	symmetrical / elliptical
Beam angle	5°, 8°, 12°, 20°, 30°, 45°, 60° 5°x20°, 10°x70°
Light colour / CCT	2700K, 3000K, 4000K
CRI	80
Source type	LED
LED number	1
MacAdam step	5
Power supply	Not included
Control	ON/OFF
Protection index	IP67
Impact resistance	IK10
Walk over	yes
Drive over	yes
Lifetime	50,000 hours Ta=25°C



### Construction

Aluminum body and recessed box, tempered glass cover, stainless steel trim, polycarbonate optical lenses.

### Temperature Limits

Ambient operating temperature	from -20°C to +50°C
Storage temperature	from -40°C to +70°C

### Installation

Ground recessed with recessed box.

### Finish Colours


Stainless steel ( for trim ) standard colour. RAL colours on request.

### Wiring

Power input cable OPEN END 500mm



## Optional Accessories



accessory for improved safety  
\*can not be ordered separately

anti-slip glass

## Ordering Information

example: 1914W10.0005.2780.01+A1

1918W10 · [ ] · [ ] · [ ] + [ ]

product	beam angle	light colour / CCT	finish colour	accessory
SONAX 10W	<b>0005</b> 5°	<b>2780</b> 2700K RA80	<b>01</b> stainless steel	<b>A1</b> anti-slip glass
	<b>0008</b> 8°	<b>3080</b> 3000K RA80		
	<b>0012</b> 12°	<b>4080</b> 4000K RA80		
	<b>0020</b> 20°			
	<b>0030</b> 30°			
	<b>0045</b> 45°			
	<b>0060</b> 60°			
	<b>0520</b> 5°x20°			
	<b>1070</b> 10°x70°			

## PRODUCT DATASHEET

Last information update: May 2023



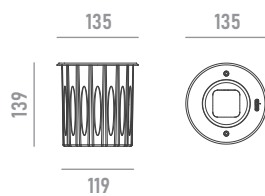
### SONAX

1914W10(220V)

Inground LED luminaire for outdoor applications

#### Technical Features

Power	10W
Input voltage	AC100-240V
Insulation class	I
Delivered flux	750 lm ±10%
Light distribution type	symmetrical / elliptical
Beam angle	5°, 8°, 12°, 20°, 30°, 45°, 60° 5°x20°, 10°x70°
Light colour / CCT	2700K, 3000K, 4000K
CRI	80
Source type	LED
LED number	1
MacAdam step	5
Power supply	built-in
Control	ON/OFF
Protection index	IP67
Impact resistance	IK10
Walk over	yes
Drive over	yes
Lifetime	50,000 hours Ta=25°C



#### Construction

Aluminum body and recessed box, tempered glass cover, stainless steel trim, polycarbonate optical lenses.

#### Temperature Limits

Ambient operating temperature	from -20°C to +50°C
Storage temperature	from -40°C to +70°C

#### Installation

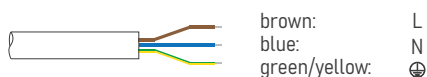
Ground recessed with recessed box.

#### Finish Colours


Stainless steel ( for trim ) as standard colour. RAL colours on request.

#### Wiring

Power input cable OPEN END 500mm



## Optional Accessories



accessory for improved safety  
\*can not be ordered separately

anti-slip glass

## Ordering Information

example: 1914W10(220V).0005.2780.01+A1

1914W10(220V) · [ ] · [ ] · [ ] + [ ]

product	beam angle	light colour / CCT	finish colour	accessory
SONAX 10W	<b>0005</b> 5°	<b>2780</b> 2700K RA80	<b>01</b> stainless steel	<b>A1</b> anti-slip glass
	<b>0008</b> 8°	<b>3080</b> 3000K RA80		
	<b>0012</b> 12°	<b>4080</b> 4000K RA80		
	<b>0020</b> 20°			
	<b>0030</b> 30°			
	<b>0045</b> 45°			
	<b>0060</b> 60°			
	<b>0520</b> 5°x20°			
	<b>1070</b> 10°x70°			