

PRODUCT DATASHEET

Last information update: May 2023



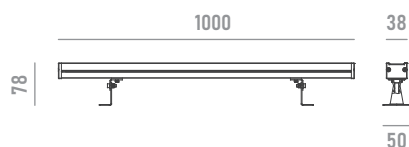
YORK S 1000MM

2507W48

Architectural linear LED wallwasher for outdoor applications

Technical Features

Power	48W
Input voltage	DC24V (constant voltage)
Insulation class	III
Delivered flux	3,840 lm ±10%
Light distribution type	symmetrical / elliptical
Beam angle	20°, 30°, 45°, 60° 20°x40°, 18°x50°
Light colour / CCT	2700K, 3000K, 4000K
CRI	80
Source type	LED
LED number	36
MacAdam step	5
Power supply	Not included
Control	ON/OFF
Protection index	IP66
Impact resistance	IK07
Lifetime	50,000 hours Ta=25°C



Construction

Anodized extruded aluminum body, tempered glass cover, polycarbonate optical lenses.

Temperature Limits

Ambient operating temperature	from -20°C to +50°C
Storage temperature	from -40°C to +70°C

Installation

Surface mounted with adjustable bracket.

Finish Colours

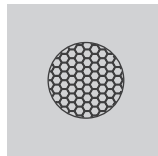
Alumunim as standard colour, RAL colours on request.

Wiring

Power input cable MALE connector 500mm
Power output cable FEMALE connector 500mm

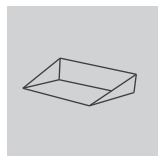


Optional Accessories



anti-glare accessory for improved visual comfort
*can not be ordered separately

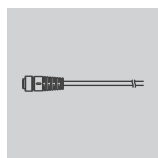
honeycomb



anti-glare accessory for improved visual comfort
*can not be ordered separately




visor



with female 2-pin waterproof connector for Power
* specify cable length to complete order

leader cable



with male and female 2-pin waterproof connector for Power
* specify cable length to complete order

extension cable

Ordering Information

example: 2507W48.0020.2780.01+A1

2507W48 · [] · [] · [] + []

product	beam angle	light colour / CCT	finish colour	accessory
YORK S 1000MM 48W	0020 20°	2780 2700K RA80	01 aluminum	A1 honeycomb
	0030 30°	3080 3000K RA80		A2 visor
	0045 45°	4080 4000K RA80		LC2 leader cable
	0060 60°			EC2 extension cable
	2040 20°x40°			
	1850 18°x50°			